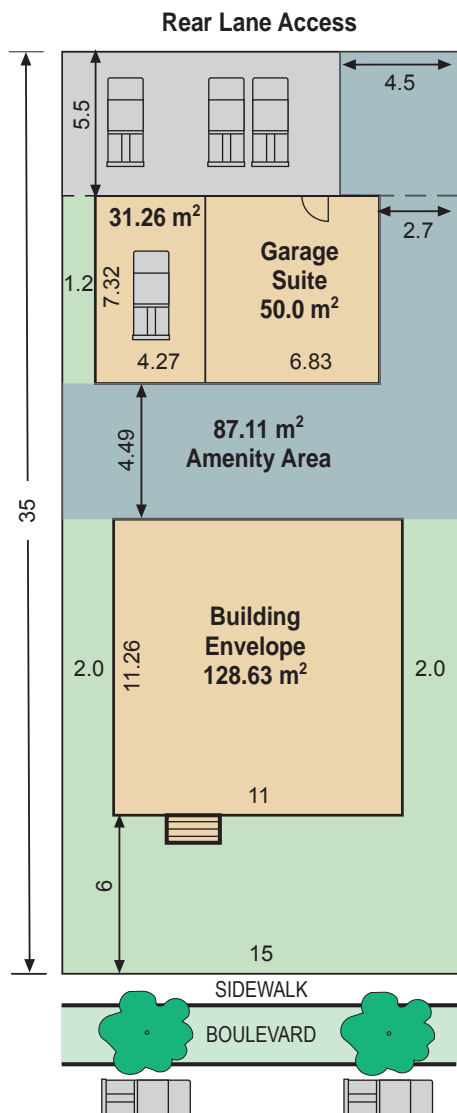


RF1, RF2, RF3 SCENARIOS (Proposed)
Garage Suite - At Grade With Single Garage, Detached



Site Area = 525 m²
(Minimum For Garage Suite
At Grade)

Site Width = 15 m (Minimum)

6.0% Single Garage

9.5% Garage Suite At Grade

24.5% Principal Dwelling

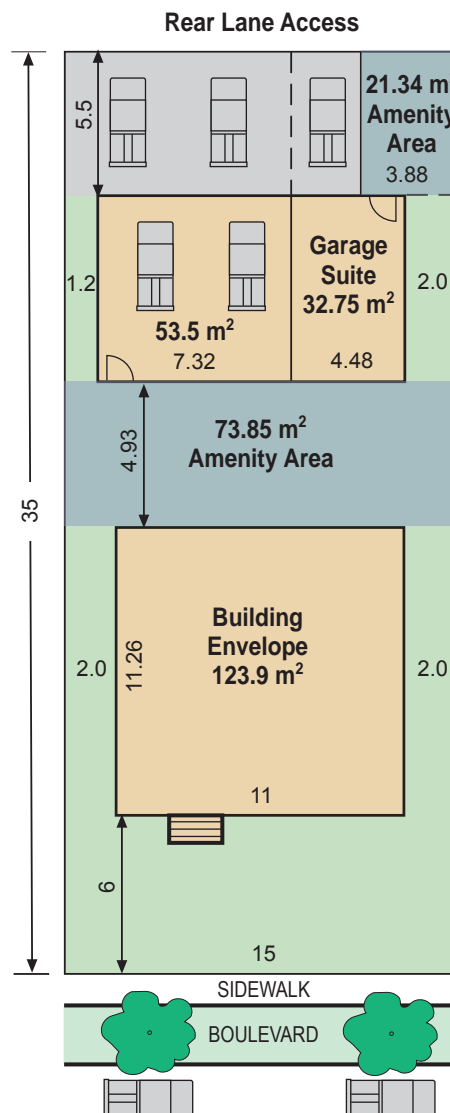
40% Total Site Coverage
(Maximum)

Parking:
1 Garage
2 Stall
1 Tandem

4 Total

Amenity Area: 111.86 m²

RF1, RF2, RF3 SCENARIOS (Proposed)
Garage Suite - At Grade With Double Garage, Detached



Site Area = 525 m²
(Minimum For Garage Suite
At Grade)

Site Width = 15 m (Minimum)

10.2% Garage

6.2% At Grade

23.6% Principal Dwelling

40% Total Site Coverage
(Maximum)

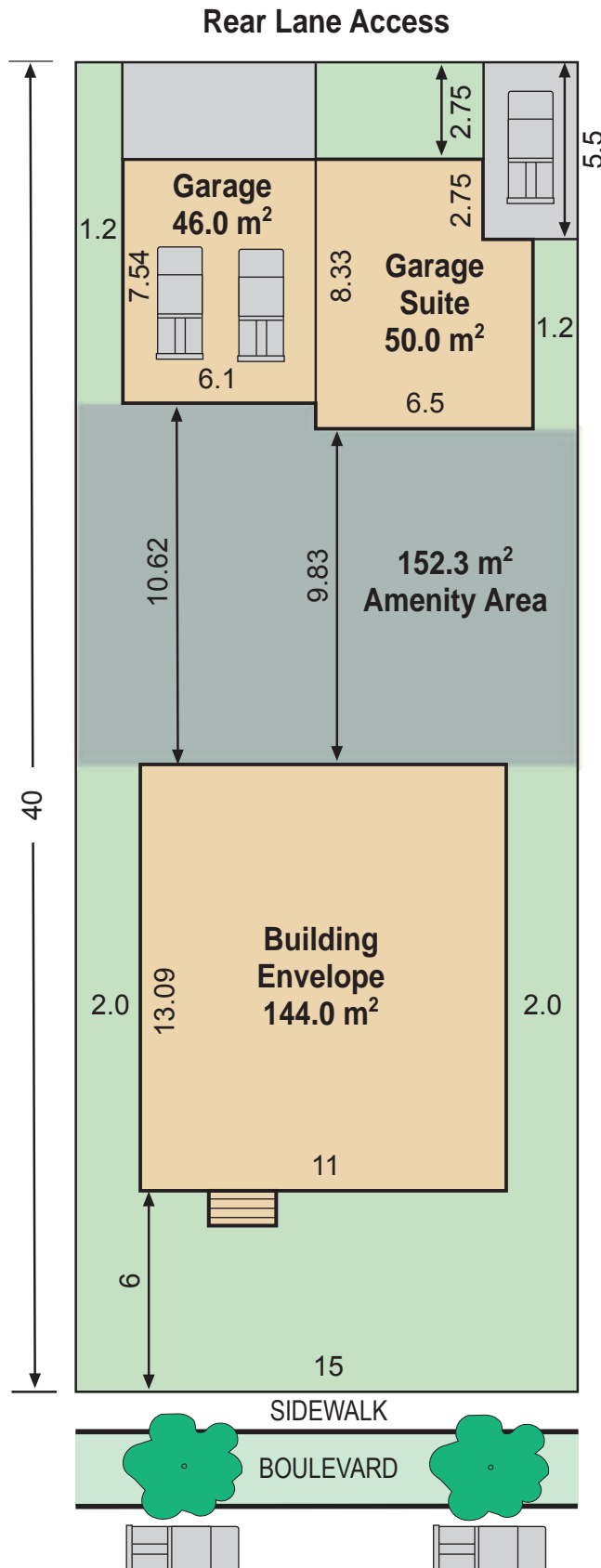
Parking:
2 Garage
1 Stall
2 Tandem

5 Total

Amenity Area: 95.39 m²

RF1, RF2, RF3 (MNO) SCENARIOS (Proposed)

Garage Suite At Grade with Double Garage Detached



Site Area = 600 m²

Site Width = 15 m (Minimum for Garden Suite)

7.6% Garage

8.33% Garage Suite

24.0% Principal Dwelling

40.0% Total Site Coverage

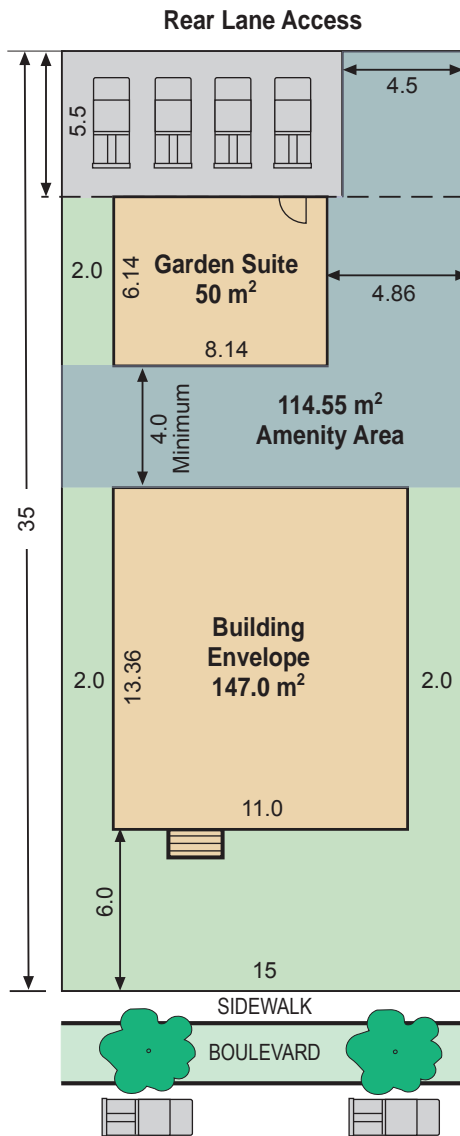
Parking:
2 Garage
1 Stall

3 Total

Amentiy Area: 153.22 m²

RF1, RF2, RF3 SCENARIOS (Proposed)
Garden Suite - No Garage

RF1, RF2, RF3 (MNO) SCENARIOS (Proposed)
Garden Suite and Double Garage, Detached



Site Area = 525 m²
(Minimum For Garden Suite)

Site Width = 15 m (Minimum)

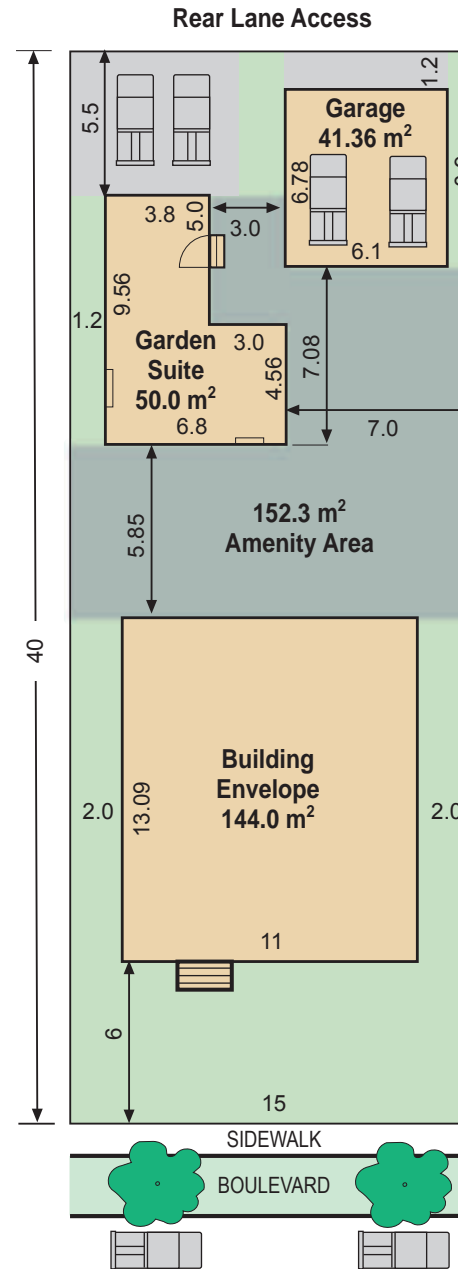
9.5% Garden Suite

28.0% Principal Dwelling

37.5% Total Site Coverage
(40% Maximum)

Parking:
4 Stalls

Amenity Area: 114.55 m²



Site Area = 600 m²

Site Width = 15 m (Minimum
for Garden Suite)

6.9% Garage

8.33% Garden Suite

24.0% Principal Dwelling

39.23% Total Site Coverage
(40% Maximum)

Parking:
2 Garage
2 Stall

4 Total

Amenity Area: 152.3 m²